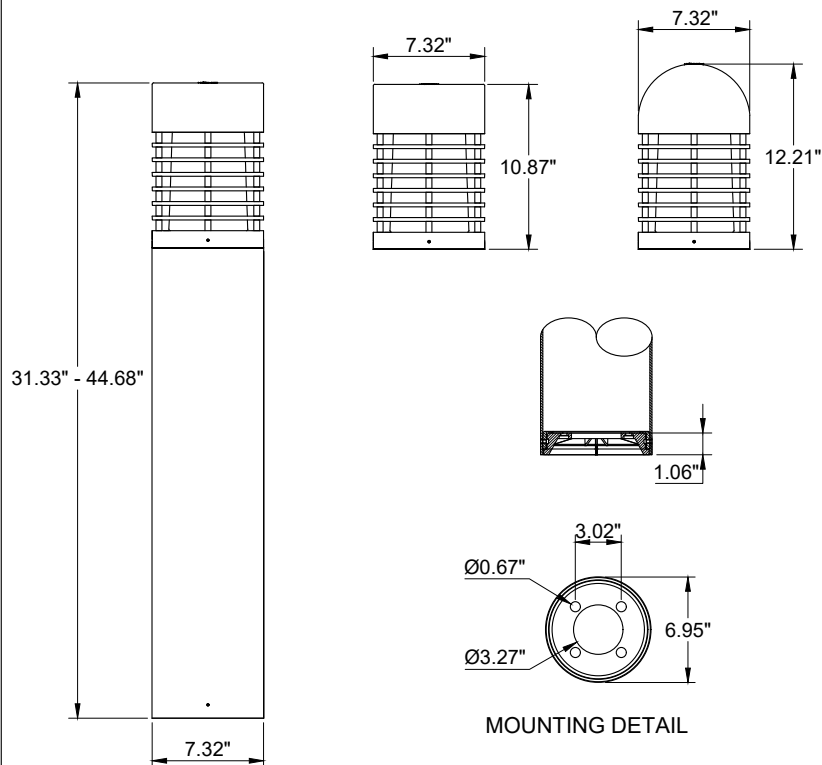


# INSTALLATION AND SERVICE MANUAL


For Installation of Duomo 2 Bollard LED.  
Model. UDU-10197 , UDU-10207

## PRODUCT DRAWING (DIMENSIONS)

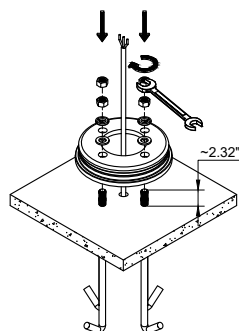
## SUITABLE FOR WET LOCATIONS



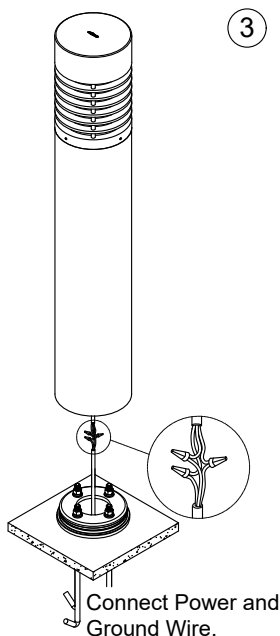
1



2

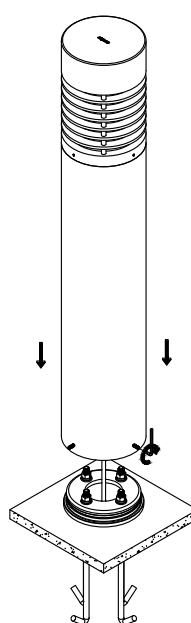


3

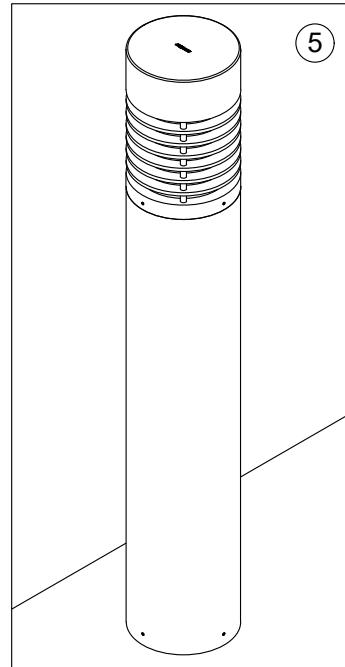


Connect Power and Ground Wire.

4



5



### Notice to installer :

**1.WIRING INSTRUCTIONS Warning : RISK OF FIRE AND ELECTRICAL SHOCK. : FIXTURE MUST BE INSTALLED BY A QUALIFIED ELECTRICIAN ONLY>FIXTURE IS INTENDED FOR INSTALLATION IN ACCORDANCE WITH THE NATIONAL ELECTRICAL CODE, LOCAL AND FEDERAL CODE SPECIFICATIONS. DISCONNECT POWER BEFORE SERVICING.**

**2.This fixture has a VOLTAGE SPECIFIC BALLAST,Check that the supply voltage is the same as the installed ballast voltage.**

**Ligman Lighting USA**

7144 NE Progress Court, Hillsboro  
Oregon, 97124, USA  
Tel : 503 645 0500 | Fax : 503 645 8100